MOREnet Council Meeting Agenda

DATE/TIME: Monday, December 7, 2026, from 1:00 p.m. – 2:30 p.m.
LOCATION: Online via MS-Teams

AGENDA

		Page	Presentation by:
I.	**Introduction**		
	1. Call to Order		Doug Austin, Chair
	2. Introduction of Council Members, Staff, Observers		Doug Austin, Chair
	3. Call for Additional Agenda Items and Adoption of Agenda		Doug Austin, Chair
II.	**Action Items**		
	1. Minutes of June 8, 2026, MOREnet Council Meeting – Approval	2	Doug Austin, Chair
	2. Election of 2027 MOREnet Council Officers – Endorsement	5	Doug Austin, Chair
	3. Fiscal Year 2028 (FY28) Member Fees and Draft Budget a. FY28 Draft Budget – Approval b. FY28 Member Fees – Endorsement ▪ Member Service Package Fees ▪ Network Connectivity Fees ▪ For-fee Service Fees	6	Lynn Burgan
III.	**Discussion/Information Items**		
	1. FY26 End of Year Consortium Updates: Membership, Service Subscriptions and Network Connectivity – Information	11	Lynn Burgan
	2. FY26 End of Year Consortium Updates: Network Connectivity – Information	13	Lynn Burgan
	3. FY27 MOREnet Network Upgrade Project Update – Information	15	Ivan Moore
	4. 2026 MOREnet Impact Report Highlights – Information	16	Dawn Thurnau
	5. FCC E-Rate Appeals Update – Information		Natasha Angell
	6. Group Share Prompt: What is the **most pressing technology need or shift** you are seeing for your users (students, patrons, or staff/faculty) right now?		
	6. Council Representative Recognition, Tony Arbisi and Rick DeCaro		Doug Austin, Chair
	7. Future Meeting Schedule a. TBD for 2027		Sherry Loyd
IV.	**Open Time for the Public to Address the Council**		

*Public may attend by emailing loyds@more.net in advance to receive the required call-in information.

MOREnet Council Meeting Minutes – 8Jun26

Member Attendee:	Alternate Attendee:	Staff Attendees:
Doug Austin, Chair	Brandon Hough (Canlas)	Natasha Angell
Janet Caruthers		Lynn Burgan
Carrie Cline		Chip Byers
Tammy Ellison		Sherry Loyd
Megan Gretzinger		Ivan Moore
John Laurent		Dawn Thurnau
Christa Van Hereweghe		

Generated by AI. Be sure to check for accuracy.
Meeting notes:

- **FY27 Original Budget Presentation and Endorsement:** Lynn presented the FY27 original budget, highlighting revenue transfers, expense changes, and a balanced budget.
  - **Budget Overview and Revenue Transfers:** Lynn explained that the FY27 original budget is based on member fees, current orders, and estimated expenses, with a revenue transfer of $534,000 from FY25 year-end surpluses to reduce future fees, as per the previously established policy in 2020.
  - **Expense Changes and Funding:** Lynn detailed significant expense changes, including an increase for backbone internet and network expenses due to data center co-location rent, a new LEO satellite project, and DDoS mitigation solution, as well as an increase in maintenance for an optical equipment refresh, partially offset by anticipated E-Rate reimbursement.
  - **Salaries and Benefits Adjustments:** A 2% university suggested merit pool and funding for open positions, reclassifications, and promotions were included in the budget, reflecting planned staffing changes for the next year.
  - **Budget Endorsement Process:** After Lynn's presentation and recommendation for endorsement, Doug called for a motion, which was made by Janet and seconded by Megan and Andy; the Council unanimously endorsed the FY27 original budget.

- **Plant Fund Balance Review and Approval:** Lynn reviewed the plant fund balance, explaining its overfunded status due to higher-than-anticipated E-Rate reimbursements and equipment cost savings, and recommended no transfer for FY27
  - **Plant Fund Status and Projections:** Lynn reported the projected beginning balance of just over $12 million for the plant fund, with $6.5 million in purchases planned for an optical refresh and $3.6 million in E-Rate reimbursement, resulting in a projected ending balance of $9.6 million.
  - **Reason for Overfunding:** The plant fund is overfunded due to higher E-Rate reimbursement on the optical refresh and cost savings on core aggregation routers, eliminating the need for a transfer in FY27.

- **Fund Management and Asset Replacement:** Lynn described the attached documentation detailing plant fund transactions, asset replacement values, and timelines, noting that assets are replaced as needed rather than strictly on schedule, sometimes resulting in additional savings.
- **Approval Process:** Doug called for a motion to approve maintaining the Plant Fund balance as is, with Christa making the motion and Megan seconding; the Council approved the recommendation unanimously.

- **FY26 Projected Fund Balances and Financial Updates:** Lynn provided updates on projected ending balances for the Plant and Operating funds for FY26, including details on interest revenue, asset sales, and E-Rate revenue, with Doug confirming no questions from the council.
  - **Plant and Operating Fund Balances:** Lynn reported a projected ending balance of just over $12 million for the Plant Fund after purchases and interest revenue, and an Operating Fund ending balance of $8.7 million.

- **2026 Member Satisfaction Survey Results:** Dawn presented the results of the 2026 Member Satisfaction Survey, highlighting high satisfaction rates, breakdowns by member group, and feedback on service offerings, with Doug inviting questions and thanking Dawn for the report.
  - **Survey Methodology and Participation:** Dawn explained that the annual survey was sent to institutional representatives and primary tech contacts, with questions tailored to relevant services for each respondent.
  - **Satisfaction Scores and Trends:** Overall satisfaction remained high at 94% noting it has been 92% or higher for the last decade, with higher education reporting the highest satisfaction this year and libraries the lowest, though all scores were above 4 on a 5-point scale.
  - **Service Package and Network Feedback:** Competency of staff, service offerings, and responsiveness were rated highest, while event quality and consortium discounts were lowest; network staff support, network performance, and network reliability were top-rated for services included with the Network Connectivity Fee.
  - **AI Adoption and Product Development Insights:** The survey included questions on AI readiness, revealing early and cautious adoption, especially in higher education, with 21% actively adopting and 38% hesitant due to ethics and safety concerns; most respondents indicated an AI focus on productivity improvements.

- **AI Data Center and Hyperscaler Connectivity Discussion:** Ivan led a discussion on connectivity to AI data centers and hyperscalers, explaining current strategies, technical considerations, and inviting member interest, with Andy, Chip, and others contributing perspectives on AI resource access, costs, and data governance.
  - **Connectivity Strategy and Technical Considerations:** Ivan described that MOREnet is well-positioned to establish peering relationships with hyperscalers and data centers based on member interest and demand, with no immediate need for new technology or bandwidth required, but noted potential last-mile bandwidth challenges for high-volume research users.

- **Operational and Infrastructure Impacts:** Direct connections to data centers bypass commodity internet, improving speed and response, but connecting members with sufficient bandwidth for large data transfers may be challenging, especially in rural areas.
- **AI Resource Access and Licensing:** Andy raised questions about group licensing or better pricing for AI tools like OpenAI or Claude, with Ivan noting the fluidity of the market and the difficulty in making recommendations but expressing willingness to assist members in evaluating options.
- **Data Governance and Security Concerns:** Chip emphasized the importance of data governance when using AI tools, especially unlicensed models, due to risks of exposing sensitive data, and highlighted the need for organizations to assess their requirements and policies.

- **Initiatives and Project Updates from Member Organizations:** Doug facilitated a roundtable where Andy, Natasha, Lynn, Chip, Carrie, Christa, Brandon, John, Megan, Ivan, Tammy, and Dawn shared updates on AI initiatives, infrastructure projects, educational programs, and upcoming events across their respective organizations.
  - **AI and Technology Initiatives:** Andy, Natasha, and John described ongoing AI initiatives, including integration with LMS systems, business processes, and workforce productivity pilots using tools like Gemini and Copilot, as well as the formation of committees to address AI adoption and governance.
  - **Network and Infrastructure Projects:** Members reported on network upgrades, such as Voice over IP transitions at Mizzou, additional network drains for redundancy, and optical network refreshes, as well as building upgrades and preparations for the upcoming academic year.
  - **Educational and Community Programs:** Chip and Megan highlighted the launch of MOREnet's QCaMP for quantum concepts, targeting K-12 instructors, while Carrie and Christa discussed the development of adult maker spaces and technology replacements in libraries, supported by state grants.
  - **Professional Development and Events:** Dawn announced summer training camps, a Fortinet Fast Track event, and the Annual Conference, which will feature a partnership with DESE and a MOREnet 35th anniversary celebration, and reminded everyone about the February Technical Training Summit in Columbia.
  - **Data Integration and Dashboarding:** Doug provided an update on an Ed-Fi project, which aims to consolidate student education and assessment data across the 22 school districts his district serves into a unified dashboard, and described ongoing data center renovations and disaster recovery improvements.

AGENDA ITEM SUMMARY
ELECTION OF 2027 MOREnet COUNCIL OFFICERS

AGENDA ITEM
Election of 2027 MOREnet Council Officers

DESCRIPTION
The following MOREnet Council members have accepted nominations for the 2027 Chair and Vice-Chair slate.

MOREnet Council Chair Nomination – Christa Van Herreweghe
Current Term: January 1, 2026 to December 31, 2028
Chair Term: January 1 to December 31, 2027

Christa Van Herreweghe values the essential role of libraries that focus on public service, technology, information and reading. She has been the director at Kirkwood Public Library since 2020 and serves on local, state and national boards and committees including the MOREnet Council, Missouri Library Association Legislative Committee, Missouri Evergreen Executive Board and the American Library Association Essential Cookbooks Committee. Van Herreweghe earned her MLS from the University of Missouri in 2007 and completed the Certified Public Library Administrator program through the American Library Association in 2014. She has presented at multiple conferences on a variety of library topics and continues to develop innovative projects and services to benefit library patrons.

MOREnet Council Vice-Chair Nomination – Tammy Ellison
Current Term: January 1, 2026 to December 31, 2029
Vice-Chair Term: January 1 to December 31, 2027

Tammy Ellison serves as the Director of Information Technology and Operations and Instructional Technology for Culver-Stockton College, where she provides strategic oversight for the organization's digital ecosystem. She manages the core infrastructure, software suites and the learning management system (LMS) to ensure seamless daily operations. Tammy has served the college for nearly 3 decades in various roles, such as associate librarian, instructional technologist, advisor and lecturer.

Tammy earned her Bachelor of Arts degree in Religion and Philosophy from Culver-Stockton College. She earned her Masters of Library and Information Science from Drexel University and her Masters of Instructional Design and Technology from Western Illinois University.

When not at work, Tammy helps her six children run a lawn care and snow removal business. She also serves as a member of the Canton Main Street Association and is involved with the Lewis County 4-H.

RECOMMENDED ACTION
Chair Austin recommends approval of the slate of candidates as presented.

ATTACHMENT(S)
None

AGENDA ITEM SUMMARY
FY28 DRAFT BUDGET

AGENDA ITEM
FY28 Draft Budget

DESCRIPTION
The FY28 draft budget is based on FY27 membership levels and selections, proposed FY28 member fees for all member groups, and FY28 expense estimates. The result is a balanced FY28 budget.

1. K-12, Higher Education, Affiliates, and Libraries Revenue
   The budgeted revenue for each member group includes:

   Membership Service Package Revenue
   Budgeted revenue is based on FY27 membership levels and selections.

   Network Connectivity Fee (NCF)
   Budgeted revenue is based on current network connection data and the FY28 pricing schedule, which remains unchanged from FY27. The UM Network MOU amount is based on FY28 revenues and expenses.

   Connection Revenue
   The connection revenue is based on pass-through circuit costs from vendors (tail circuits).

2. REAL MOU
   The REAL MOU budget amount is based on the FY27 appropriation of $3,109,250. A portion of the appropriation is used to subsidize library MOREnet fees, resulting in lower revenue received from member libraries. Another portion is used to support online resource databases for all MOREnet members.

3. USF Health Care Connect Fund (HCF) & E-Rate Reimbursements
   The HCF and E-Rate reimbursement is based on projected eligible expenses and estimated E-Rate discount rates for FY28.

4. Investment Income
   Investment income is based on projected interest earnings on MOREnet's operating fund cash balances throughout FY28.

5. Other Fees and Miscellaneous Revenues
   Other fees and miscellaneous revenues are based on projected conference and For-Fee Service (FFS) revenues. Most FFS revenues are offset by corresponding vendor For-Fee Service-Related expenses.

6. Revenue Transfer
   The negative revenue transfer is based on implementing the new university overhead fee of 2.5% on MOREnet's external revenue which will be assessed beginning in FY28. The fee will increase to 5.0% in FY29.

EXPENSE
1. Network Related Expense
   Network related expenses are based on bandwidth projections, circuit cost estimates, equipment and software expenses related to the shared network and member connections, and other shared network expenses.

2. Connection Expense
   Connection circuit expenses are based on the expected cost of tail circuit connections from vendors. Connection equipment expenses are based on estimates from MOREnet staff.

3. Other Expenses
   Other expenses include member training, meetings and travel, online resources, member-related services and fee-for service-related expenses.

4. Direct and G&A Salaries and Benefits
   Direct and G&A salaries and benefits include $90,000 for promotions, student employees, a 2.0% merit pool increase based on the FY27 merit pool, and benefits expenses based on the FY27 university benefits calculation method.

5. G&A Expenses
   Operating expenses include travel, telephone, supplies, professional services, member outreach, equipment, maintenance, and office building expenses (rent, utilities, janitorial and security).

FUND TRANSFER

Based on the Plant Fund contribution calculation from October 2026, the Plant Fund is projected to be fully funded at the end of FY28, and no Plant Fund transfer is included in the FY28 budget. The current Plant Fund balance exceeds the required funding level due to savings realized during the optical network refresh project and project higher-than-expected E-Rate reimbursements on eligible optical equipment purchases.

FUND BALANCES, RESERVES BALANCES AND UNOBLIGATED RESERVES

	Total ($ millions)
Draft FY28 Ending Balances - Operating	1.375
Draft FY28 Ending Balances - Plant	9.976
Less FY27 Minimum Operating Reserves (MOR)	(5.087)
Total Reserves Net MOR	6.264
Less Current E-Rate Receivable	(3.360)
Less EBS Licenses Asset Revenue	(1.313)
Estimated Unobligated Reserves at the end of FY28	8.311

RECOMMENDED ACTION

Staff recommends approval of the FY28 draft budget.

ATTACHMENT(S)

FY28 Draft Budget Attachment

	FY28 Draft Budget
Revenues:	
K12	8,324,625
Higher Education	1,827,576
Affiliates	1,348,494
Libraries	625,480
REAL MOU	3,109,250
HCF & E-rate Reimbursements	3,603,139
Other Fees and Miscellaneous	1,811,958
Sponsorship Revenue	60,000
Revenue Transfers	(458,420)
Total Revenue	**20,252,102**
Expenses:	
Direct Expenses	
Internet Access Circuits	84,000
Aggregation Circuits	237,355
Backbone, I2, Other Network	888,035
Maintenance	1,621,299
Total Network Related Expense	**2,830,689**
Connection Circuits	4,753,957
Connection Equipment	105,809
Connection Equipment Maintenance	1,600
Total Connection Expense	**4,861,366**
Conferences/Member Meetings	266,000
Member Related Travel	15,000
Online Resources	1,311,441
Member Related Services	224,707
Fee-for-Service Related	1,204,520
Total Other Expenses	**3,021,668**
Direct Salaries and Benefits	**4,960,995**
Total Direct Expenses	**15,674,718**
G&A Expenses	
Staff Dev., Travel and Meeting Expense	101,655
Member Outreach	32,499
Telephone	71,404
Office Supplies and Expense	30,201
Equipment, Software and Accessories	21,931
Maintenance for Equipment and Software	196,340
Professional Services	238,287
Rent, Utilities, Janitorial, and Security	354,989
Total Operating Expenses	**1,047,306**
G&A Salaries and benefits	**3,530,078**
Total G&A Expenses	**4,577,384**
Total Expenses	**20,252,102**
Revenue over Expenses	**-**
Fund Transfers	-
Surplus after Plant Fund	**-**

AGENDA ITEM SUMMARY
FY28 MEMBER FEES

AGENDA ITEM
Fiscal Year 2028 (FY28) Member Fees

DESCRIPTION
MOREnet staff have reviewed and prepared FY28 member fees for Membership Service Packages (MSP) and the Network Connectivity Fee (NCF) and are reviewing pricing for the For-Fee Services (FFS).

Beginning in FY28, the University of Missouri is implementing an overhead fee for MOREnet to cover our use of university administrative infrastructure and systems. This is required for all university auxiliary departments like MOREnet and while we have been exempted in previous fiscal years, this fee policy will take effect in FY28. Because we are a cost recovery organization, we must increase some of our member fees and hold others flat to cover this new expense.

MEMBERSHIP SERVICE PACKAGES (MSP)
There will be an increase in the Full and Basic MSP fee schedule for FY28. This is estimated to result in a $369,358 increase in revenue.

MOREnet will continue to offer Full and Basic Membership packages, designed to provide members with the greatest flexibility to select the services that they require along with the Nonprofit/Agency Membership package crafted for nonprofit organizations and local government entities.

Full-Service Membership Service Package (MSP)
The Full-Service Membership package includes all services historically provided with membership at unlimited volumes. For FY27, 446 members or 67% of members with an MSP selected the Full-service package.

Public and Private K-12 Schools (Students)	Libraries (Tax Revenue)	Higher Education (Student FTE)	Affiliates	FY27 MOREnet Fee	FY28 MOREnet Fee	FY28 Annual Increase
	$0-$24,999			$747	$784	$37
Less than 249	$0-$124,999			$1016	$1067	$51
250-499	$125,000-$249,999		Non-profit & UM Aff.	$4,192	$4,496	$304
500-999	$250,000-$399,999	Less than 1,500		$7,634	$8,187	$553
1,000-1,999		1,500-4,999		$10,930	$11,723	$793
2,000-3,999	$600,000-$999,999	5,000-9,999		$14,473	$15,522	$1,049
4,000+	$1,000,000 or greater	10,000+		$17,976	$19,370	$1,394

Basic Membership Service Package (MSP)
The Basic Membership package includes a base amount of support for MOREnet's most popular services: training, and technical support and provides the opportunity for members to purchase additional service as needed. For FY27, 211 members or 31% of members with an MSP selected this service package.

Public and Private K-12 Schools (Students)	Libraries (Tax Revenue)	Higher Education (Student FTE)	Affiliates	FY27 MOREnet Fee	FY28 MOREnet Fee	FY28 Annual Increase
	$0-$24,999			$484	$508	$24
Less than 249	$0-$124,999			$569	$597	$28
250-499	$125,000-$249,999		Non-profit & UM Aff.	$3,291	$3,529	$238
500-999	$250,000-$399,999	Less than 1,500		$6,230	$6,681	$451
1,000-1,999		1,500-4,999		$9,050	$9,706	$656
2,000-3,999	$600,000-$999,999	5,000-9,999		$12,079	$12,954	$875
4,000+	$1,000,000 or greater	10,000+		$15,077	$16,245	$1,168

Created by Lynn Burgan
October 27, 2026

Nonprofit/Agency Membership Service Package (MSP)
The Nonprofit/Agency Membership package includes security and network assessments, security awareness training and password management license. The Nonprofit/Agency Membership package will increase to $1,158 annually for FY28. For FY27, 12 members or 2% of members with an MSP selected this service package.

NETWORK CONNECTIVITY FEE (NCF)
There will be no changes to the FY27 NCF pricing schedule for FY28.

The NCF is based on the provisioned bandwidth for each active connection a member organization is receiving from MOREnet. It covers the costs related to bringing member connections into the MOREnet backbone, Internet access, support of the MOREnet backbone, connectivity to Internet2, router and router management, network security services, after-hours connection monitoring, vendor management, and circuit procurement services.

FY28 NCF Schedule:

Bandwidth (Mbps)	FY28 NCF
20	$2,166
30	$2,668
50	$3,534
80	$5,187
100	$6,483
250	$7,513
500	$8,447
625	$10,556
750	$12,668
875	$14,779
1000	$16,880
2000	$25,000
3000	$30,000
5000	$34,000
10000	$42,000
40000	$57,000

FOR-FEE SERVICE FEES (FFS)
MOREnet will increase FY28 FFS fees to cover the new overhead expense, ensuring all services also cover the direct costs associated with providing the service. Staff are currently reviewing all FFS fees to ensure we remain competitive, or to simplify the service unit or pricing tiers, as applicable. As always, our goal is to inform members of any fee changes by March 31.

RECOMMENDED ACTION
Staff recommends endorsement of the FY28 Member Fees as presented.

ATTACHMENT(S)
None

AGENDA ITEM SUMMARY
FY26 END OF YEAR CONSORTIUM UPDATES: MEMBERSHIP AND SERVICE SUBSCRIPTIONS

AGENDA ITEM

FY26 End of Year Consortium Updates: Membership and Services Subscriptions Update

DESCRIPTION

MOREnet strives to provide relevant, quality services to its members. In addition, we continue to offer varying service level options when it comes to our technical service bundles. Below is a summary of service subscriptions by member group as of June 30, 2026.

Service Subscriptions

97% of our members continue to subscribe to a Membership Service Package (MSP).

62% of our members continue to subscribe to both a MSP *and* Connectivity.

Government	Health Care	Nonprofit	Libraries	K-12 Schools	Higher Education	Total
3	1	1	101	291	32	429

Members with Membership Service Package AND Connectivity

As of June 30, 34% of our total members continue with only a MSP (no connectivity).

Government	Health Care	Nonprofit	Libraries	K-12 Schools	Higher Education	Total
2	1	9	34	169	25	240

Members with Only a Membership Service Package

Only 1% of our members selected Connectivity only services.

Government	Health Care	Nonprofit	Libraries	K-12 Schools	Higher Education	Total
2	2	0	0	6	0	10

Members with Only Connectivity from MOREnet

And 2% of our members selected other services with no MSP or Connectivity.

Government	Health Care	Nonprofit	Libraries	K-12 Schools	Higher Education	Total
5	0	5	0	3	0	13

Members with Other Services and no Connectivity or MSP

Membership Changes

During fiscal year 2026, the MOREnet consortium welcomed 4 new members:

- New Heights Christian Academy
- Grandview C-4
- Rockhurst High School
- Windsor C-1

During fiscal year 2026, 16 members cancelled all services and were removed from the total membership count:

- College Heights Christian School
- Crystal City 47
- Fontbonne University
- Fr Tolton Catholic High School
- Grandview R-II
- Hale R-I
- Holcomb R-III
- Kingston 42
- Local Investment Commission (LINC)
- Marshall School District
- Missouri Community Action Network
- Missouri Park & Recreation Association
- New York R-IV
- Sacred Heart High School
- Slater School District
- West Platte R-II

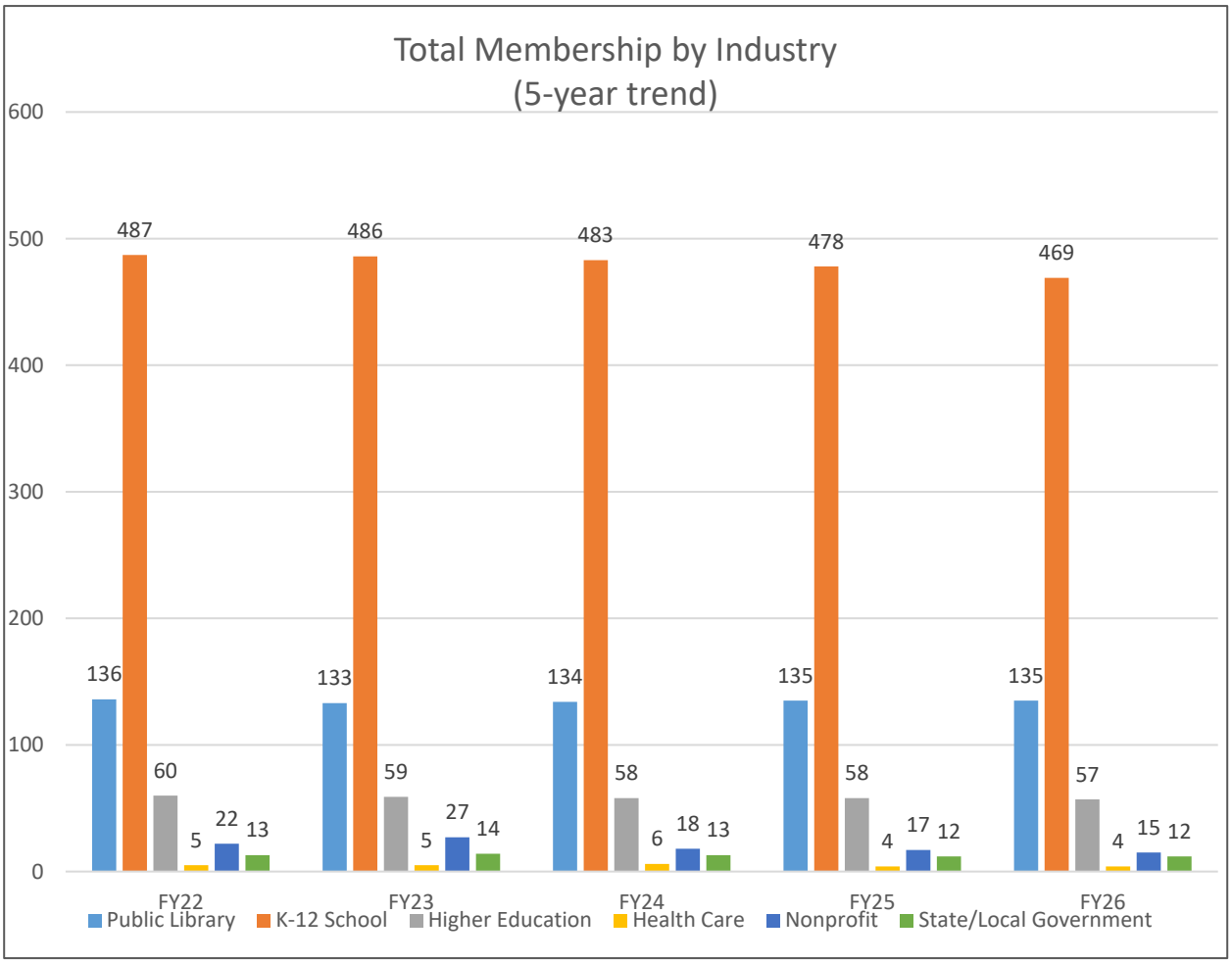

RECOMMENDED ACTION
None

ATTACHMENT(S)
None

AGENDA ITEM SUMMARY
FY26 END OF YEAR CONSORTIUM UPDATE:
NETWORK CONNECTIVITY

AGENDA ITEM

FY26 End of Year Consortium Update – Network Connectivity

DESCRIPTION

Member bandwidth continues to increase. Total bandwidth capacity increased by 113.4 Gbps or 20.62% (Table 1) in FY26 bringing the year-end total to 663.42 Gbps of aggregate member connection capacity. By comparison, FY25 bandwidth grew by 48.86 Gbps or at an annual rate of 9.75%. The year-end total bandwidth for FY25 was 550.01 Gbps.

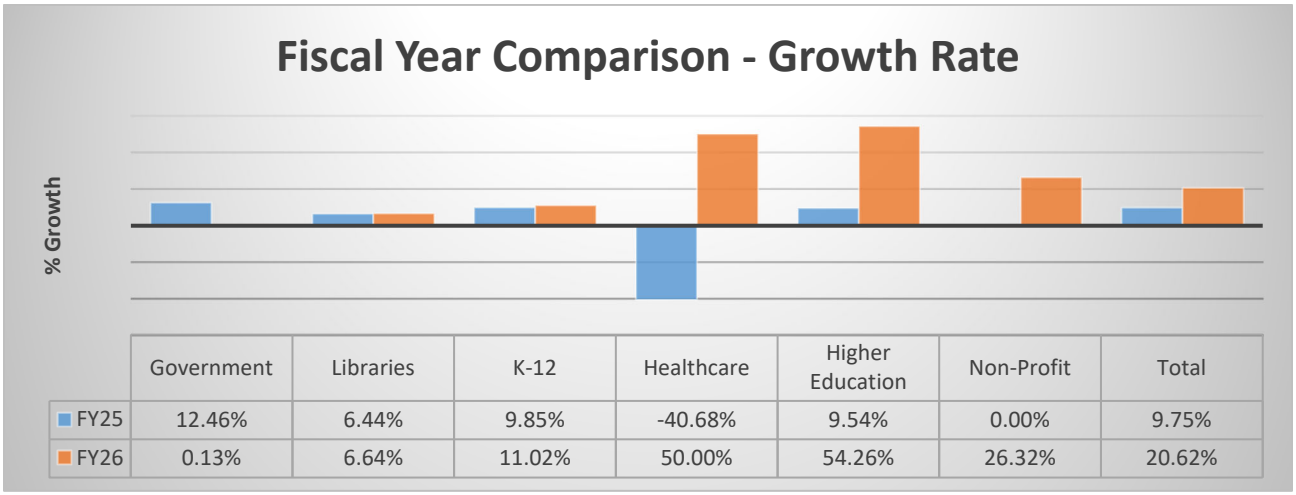

	Government	Libraries	K-12	Healthcare	Higher Education	Non-Profit	Total
FY25	12.46%	6.44%	9.85%	-40.68%	9.54%	0.00%	9.75%
FY26	0.13%	6.64%	11.02%	50.00%	54.26%	26.32%	20.62%

Table 1

Aggregate member bandwidth capacity has grown by 257.42 Gbps or 57% from FY22 to FY26 (Table 2).

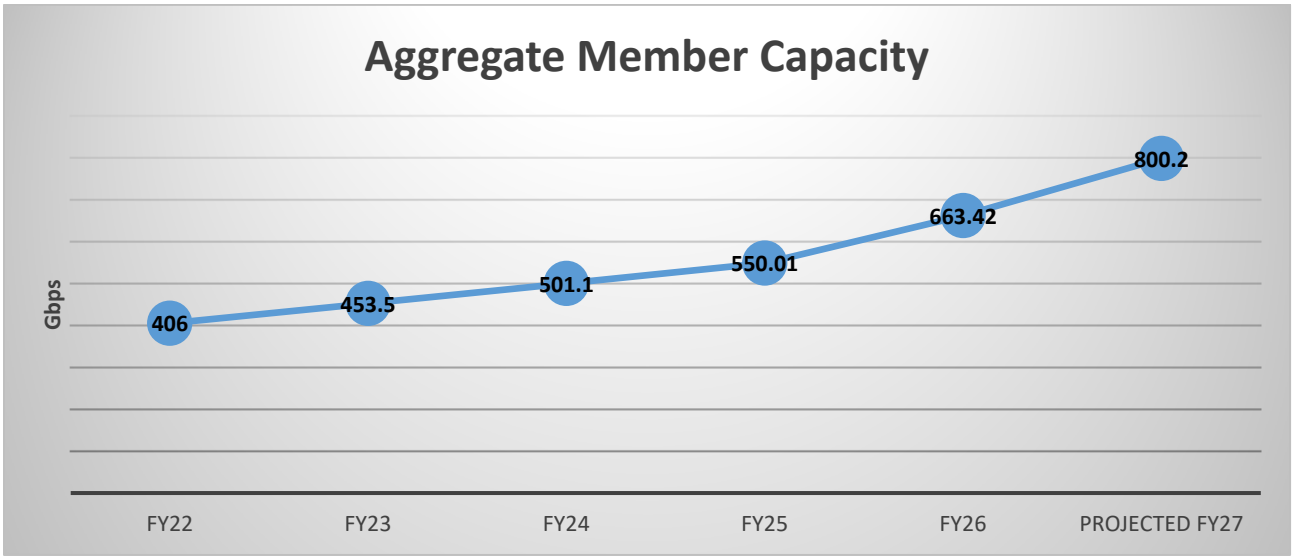

Table 2

For the first time since FY23, MOREnet realized a net increase in total connections as compared to the previous fiscal year. A total of 26 enterprise connections also remained active from FY25 to FY26 (Table 3). Connections for Libraries, Higher Education, and Healthcare, Government, and Non-Profit saw an increase, while K-12 connections had a decrease (Table 4), resulting in an overall gain of four connections.

Table 3

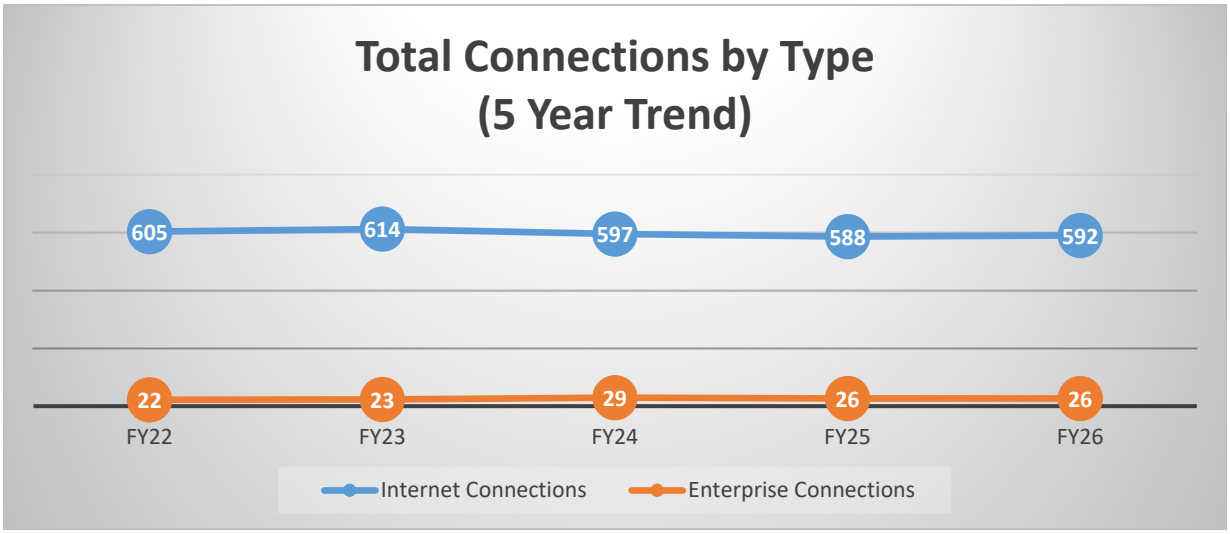

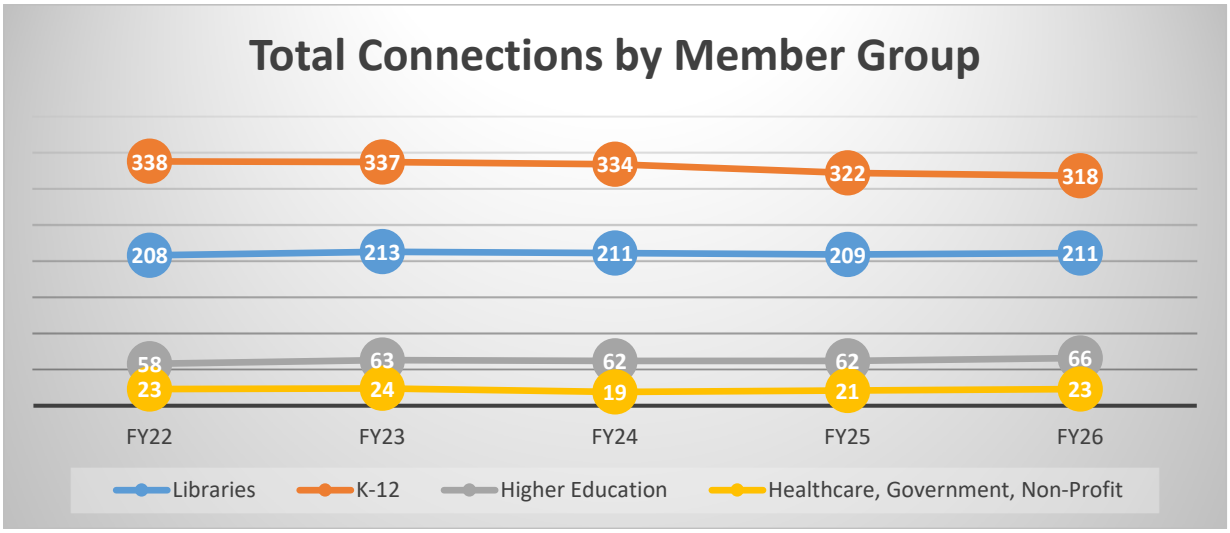

Table 4

RECOMMENDED ACTION
None

ATTACHMENT(S)
None

AGENDA ITEM SUMMARY
FY27 MOREnet NETWORK UPGRADE PROJECT UPDATE

AGENDA ITEM
FY27 MOREnet Network Upgrade Project Update

DESCRIPTION
MOREnet has operated a 100 Gbps fiber network successfully since its last equipment refresh more than ten years ago. It is anticipated that members will require exponential bandwidth capacity in the coming decade and more to support emerging data pipeline utilization. As previously shared with the Council, continued member circuit growth along with diminishing manufacturer support windows are driving the need to refresh our infrastructure. Following our defined Plant Fund guidelines, MOREnet is using existing capital equipment replacement funds to support our core network equipment refresh projects, including a refresh of our core network routers which is currently well underway and an optical hardware refresh to support a minimum of 400 Gbps capacity and greater, which is just starting.

MOREnet is committed to ensuring our statewide fiber network remains robust, reliable and secure as we anticipate increased capacity requirements for our member connections and ensure overall network capacity to support Missouri's research and education goals. Additionally, emerging industries will require a pipeline of various skilled workers for facility construction, hardware maintenance, and related trades; through hardware design, engineering and software coding; and finally advanced research and development and advanced technologies like AI and quantum.

Core Router upgrade status:
Kansas City, Columbia, and St Louis core routers are racked and configurations are being tested. The Springfield router is expected to be installed in December.

Optical Equipment refresh status:

- Equipment deliveries have begun and will be grouped based on physical locations. All equipment should be received by the end of January.

- 34 of 35 physical site surveys have been completed. At this point, we don't expect any significant issues with respect to power requirements and space.

- Fiber qualification is scheduled to begin on November 30, with any required remediation to immediately follow. This process ensures our fiber will be capable of supporting a minimum of 400 Gbps that the new optical equipment will enable.

- Actual installation of the optical equipment is planned to begin in late January with an estimated project completion before Summer 2027.

As a reminder, MOREnet maintains continuous, real-time visibility across our network environment, utilizing targeted security tools and proactive monitoring to detect and mitigate threats. As cyber threats continue to evolve and increase, we've strengthened our security stack to ensure your networks remain safe.

RECOMMENDATION ACTION
None

ATTACHMENT(S)
None

AGENDA ITEM SUMMARY
2026 MOREnet IMPACT REPORT HIGHLIGHTS

AGENDA ITEM
2026 MOREnet Impact Report Highlights: Celebrating 35 Years of Impact: Publication

DESCRIPTION

A few years ago, we pivoted from publishing an Annual Report each year, to developing an Impact Report every other year. We did that to preserve resources and reduce costs, while still sharing the great stories and successes across our membership.

By making a change in both what we present (less about financial data and measurements and more about the broader difference our work enables for the communities we serve), we are able to celebrate accomplishments while helping people understand why MOREnet matters.

In this edition of our Impact Report, we take a look back on some of the success stories of the last 35 years. We showcase how technology has changed and provide examples of how MOREnet has remained innovative and relevant over the decades.

This report reinforces the value MOREnet brings through advancing education, technology and connectivity, while being transparent and accountable to those we serve.

Read the digital version here: https://images.more.net/pdfs/2026-impact-report.pdf

If you would like a printed version mailed to you, contact Dawn Thurnau at thurnaud@more.net or (573) 882-9295.

RECOMMENDED ACTION
None

ATTACHMENT(S)
None